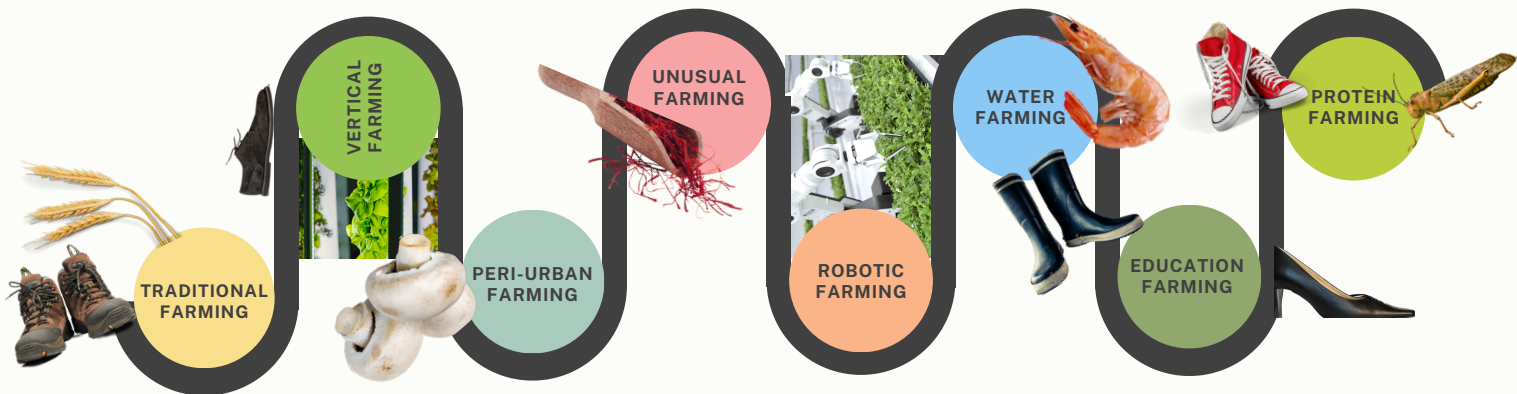


Student Worksheet Video Questions: Vertical Farming

1. In the video, a person working in agriculture discusses their career. Identify their job title and using the PIEFA Career Paths in Agriculture Poster, explain which category of agriculture they work in (make sure you justify your reasoning).

2. Identify their (the person being interviewed) favourite subject at school. Is there a connection between their favourite subject and what they currently do? Justify your answer.

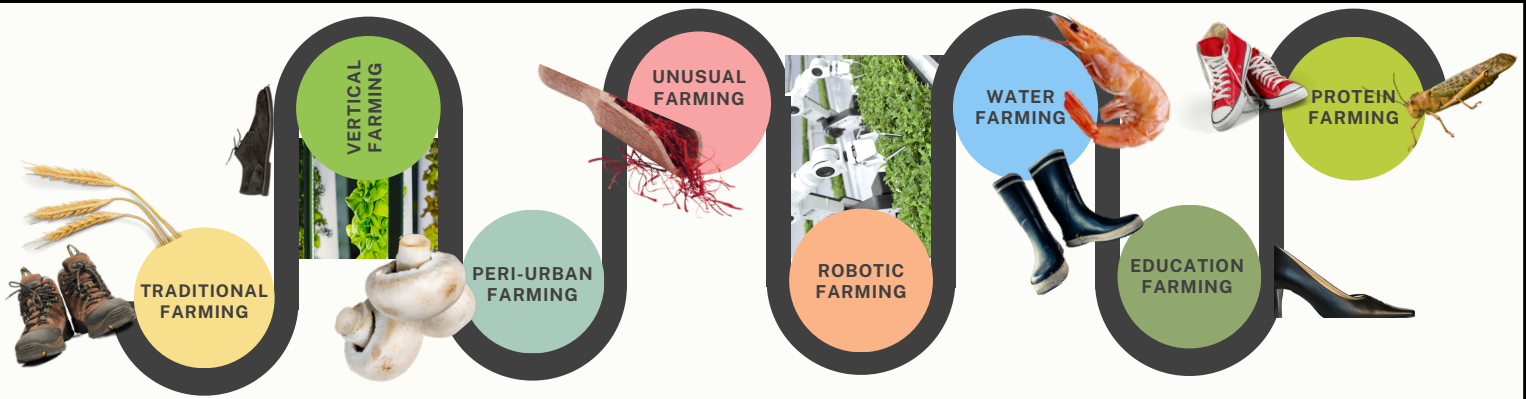
3. Describe a problem technology addresses in the video and explain how technology helps to solve the issue(s).



4. Technology helps address the labour shortage in agriculture, so whilst it is replacing jobs it is also creating jobs. Do you agree or disagree with this statement? Justify your answer with examples and / or evidence.

5. There are often challenges when starting a new role. Identify the challenges they (the person being interviewed) faced and the strategy they used to overcome the challenge.

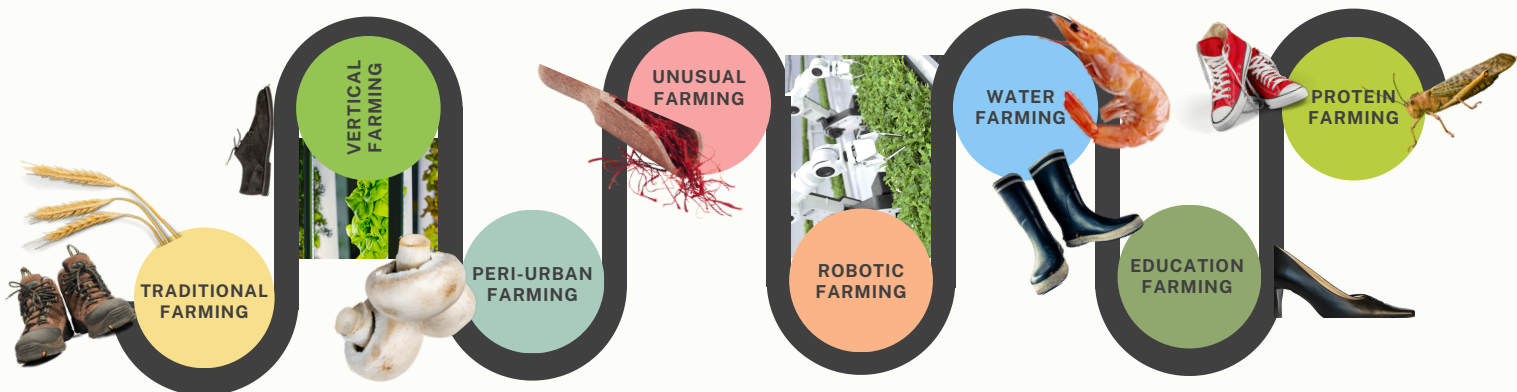
6. Describe a situation where you are faced with a similar challenge. Explain what strategy you would use to overcome the challenge.



7. In the video, the person being interviewed mentions the skills required for their role. List the skills and explain how these skills help them in their role. Provide reasons for your answer.

8. Research and describe how the agricultural product discussed in this video is adapted to, or suited for Australian environmental conditions.

9. Does this role promote sustainability in agriculture? Justify your answer.



2. Create a Job Description

A job description details the features of a role and is required when you want to advertise a job position. Select a career from one of the videos you watched and create a job description for this career. Use the following template from the [Australian Government Fair Ombudson Website](#) to write your job description. You will need to research your career to help you answer the questions in the template. [Career Harvest](#) could be a useful starting point.

PRINTABLE TEMPLATE JOB DESCRIPTION (Refer to page 12 of worksheets for electronic version)

JOB TITLE: (Write the name of the job role) For example, Receptionist

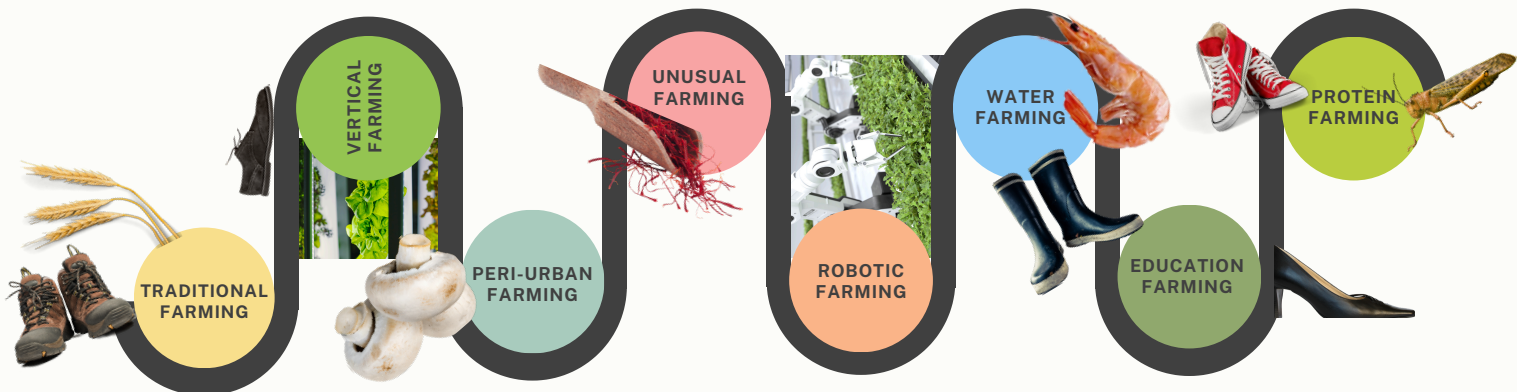
JOB TYPE: (Write the type of employment) For example, Full-time; Part-time; Casual

LOCATION: (Physical address the employee will work at. If the job requires travel, list the primary location) For example, Smithton office

SUPERVISOR/MANAGER: (Who the employee will report to?)
For example, Office Manager; Shift Supervisor

MAIN DUTIES/RESPONSIBILITIES: (What are the duties and responsibilities of the position?)
For example,

- Coordinate and carry out all office administration, including reception, mail, couriers, greeting clients and filing
 - Maintain a clean and safe workspace, and abide by workplace health and safety policies
 - Other tasks as directed
-
-
-



2. Create a Job Description

PRINTABLE TEMPLATE JOB DESCRIPTION
 MAIN DUTIES/RESPONSIBILITIES continued

SKILLS & EXPERIENCE

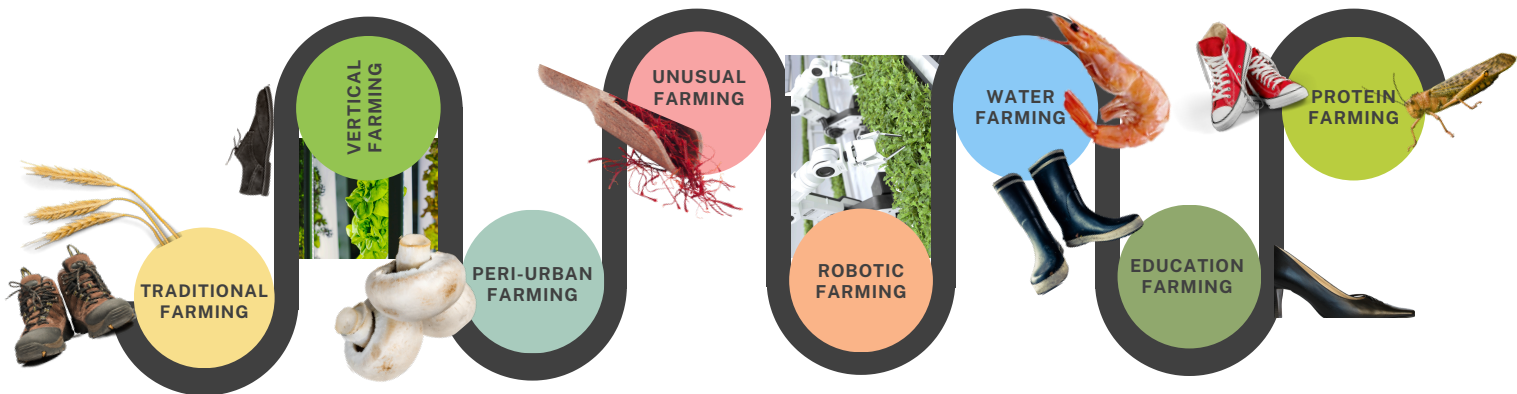
Qualifications: (What qualifications, licenses or education level does the employee need?)

For example,

- Diploma or Certificate IV in Business Administration or relevant experience
- First aid certificate

Experience: (What type and how much experience is needed?)

For example, 3 years experience in a similar role or industry



2. Create a Job Description

PRINTABLE TEMPLATE JOB DESCRIPTION

Skills: (What skills are needed for the job? Including any technical or interpersonal skills.)

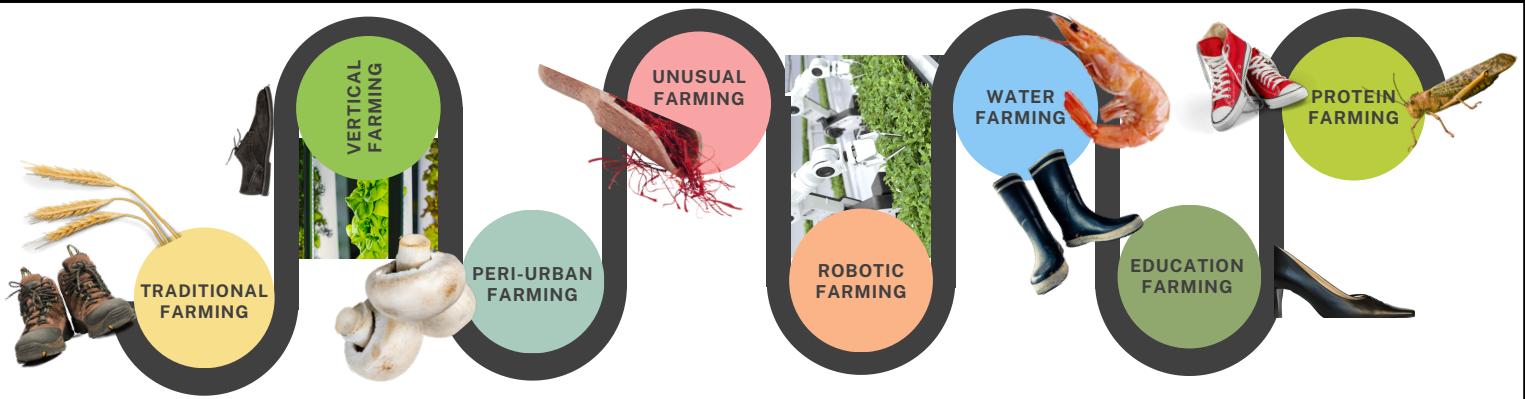
For example,

- Intermediate to advanced Microsoft Office skills (Word, Excel, PowerPoint and Outlook)
- Excellent verbal and written communication
- Organised and able to meet deadlines

PERFORMANCE GOALS: (What level of performance do you expect from the employee?)

For example,

- Complete administration tasks on time
- Ensure office is clean and presentable at all times
- Deal with clients, suppliers and other employees professionally at all times



3. Interview Question

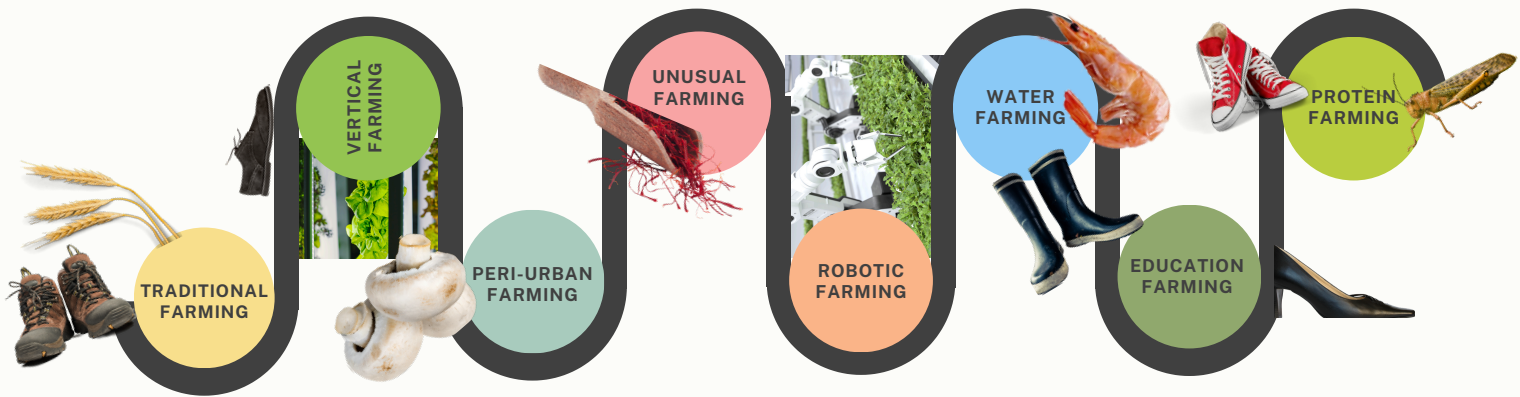
Choose from one of the videos which role best matches your skills, experience and personality. Imagine you have been selected for an interview and explain to the interview panel why you would be a good candidate for this role.

1. Select your role:

2. Explain what interests you about this role:

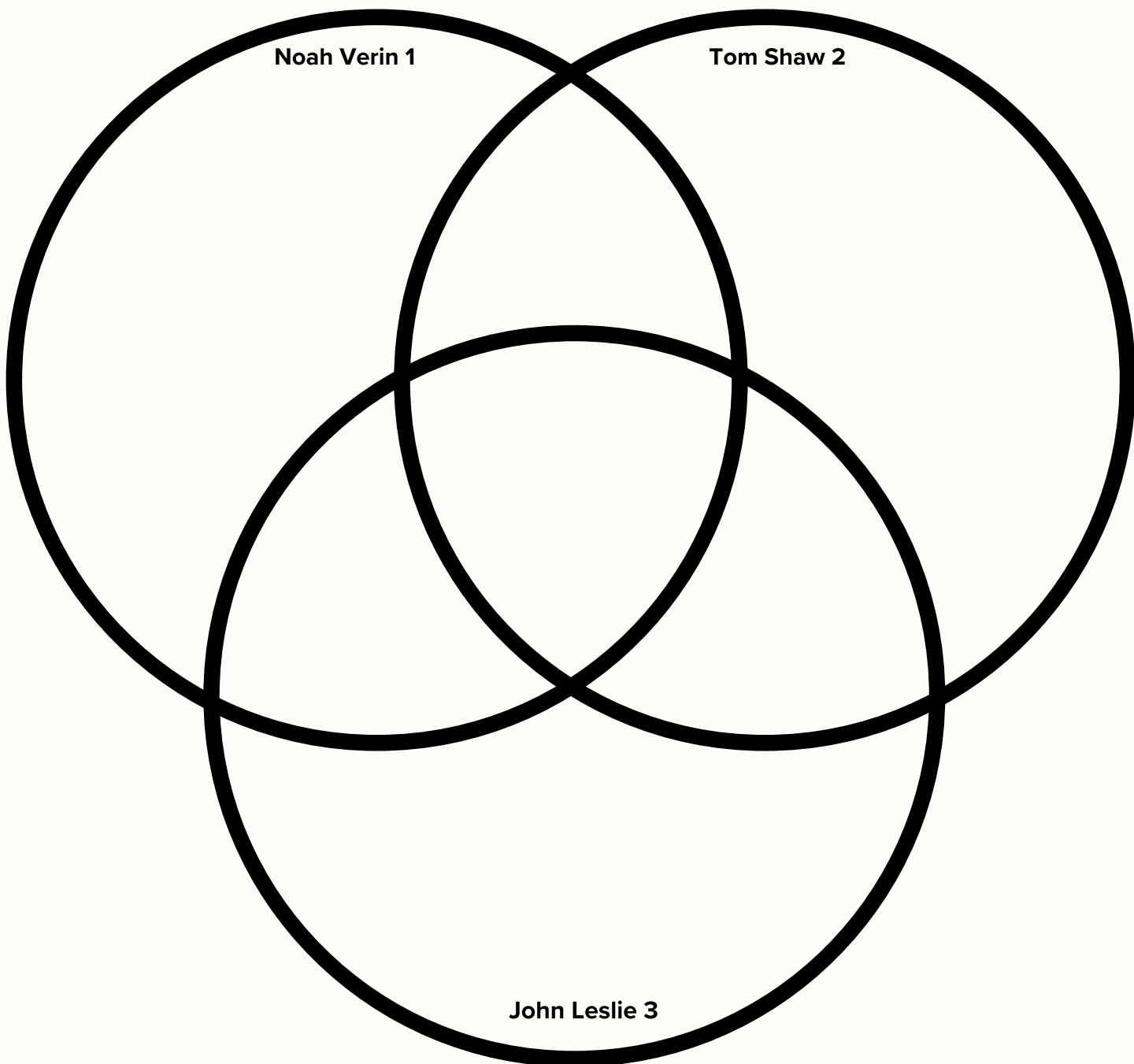
3. Explain how your skills match this role:

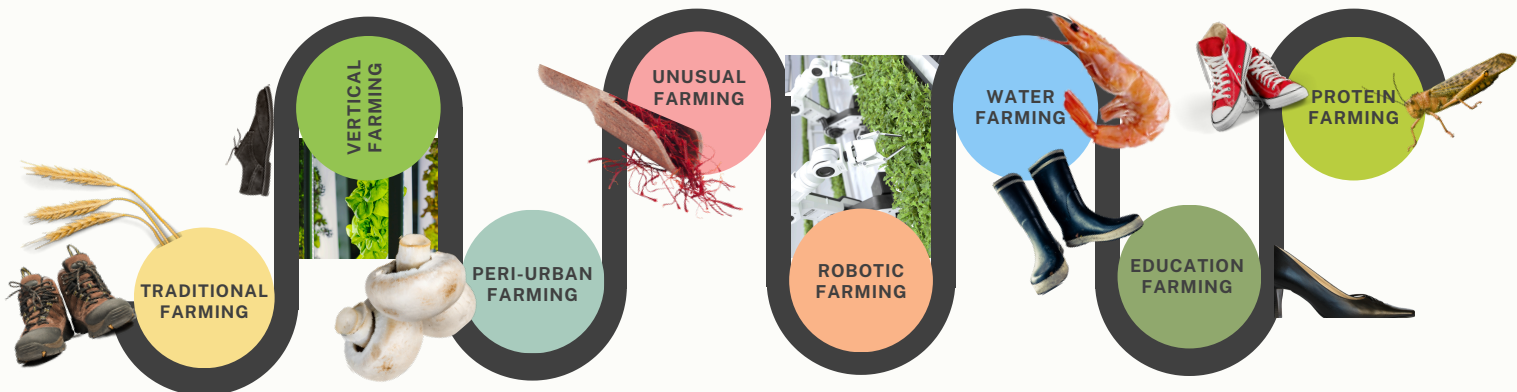
4. Describe how your work/ school experience(s) matches the role:



4. Create a Venn Diagram

After watching all three videos create a Venn Diagram showing what the three careers have in common with each other and what is different between them. (e.g. what do they have in common with each other and what is different between them?)





2. Create a Job Description-Electronic version

A job description describes a job and is required when you want to advertise for a job position. Select a career from one of the videos you watched and create a job description for this career. Use the following template from the [Australian Government Fair Ombudson Website](#) to write your job description. You will need to research your career to help you answer the questions in the template. [Career Harvest](#) could be a useful starting point.

TEMPLATE JOB DESCRIPTION

IMPORTANT

This template has been colour-coded to assist you to complete it accurately. You will replace the blue < > writing with what applies to your situation.

Example information is shown in purple writing to assist you and should be deleted once you have finished the ad.

JOB TITLE: <Role name> For example, Receptionist; Sales Assistant

JOB TYPE: <Type of employment> For example, Full-time; Part-time; Casual

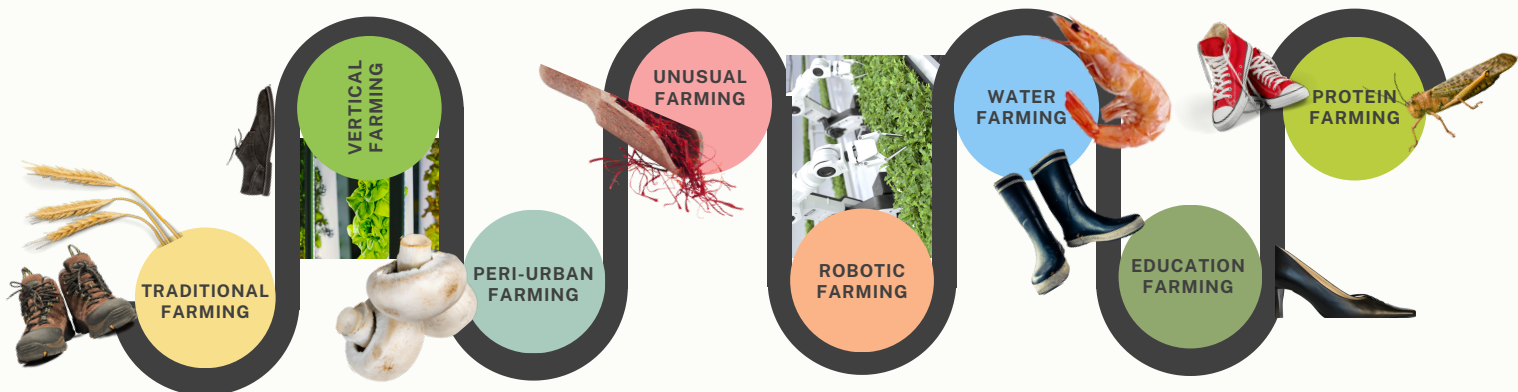
LOCATION: <Physical address the employee will work at. If the job requires travel, list the primary location> For example, Smithton office

SUPERVISOR/MANAGER: <Who the employee will report to> For example, Office Manager; Shift Supervisor

MAIN DUTIES/RESPONSIBILITIES: <What are the duties and responsibilities of the position?>

For example,

- Coordinate and carry out all office administration including reception, mail, couriers, greeting clients and filing
- Maintain a clean and safe workspace, and abide by workplace health and safety policies and procedures
- Other tasks as directed



SKILLS & EXPERIENCE

Qualifications: <What qualifications, licenses or education level does the employee need?>

For example,

- Diploma or Certificate IV in Business Administration or relevant experience
- First aid certificate

Experience: <What type and how much experience is needed?>

For example, 3 years experience in a similar role or industry

Skills: <What skills are needed for the job, including any technical or interpersonal skills?>

For example,

- Intermediate to advanced Microsoft Office skills (Word, Excel, PowerPoint and Outlook)
- Excellent verbal and written communication
- Organised and able to meet deadlines

PERFORMANCE GOALS: <What level of performance do you expect from the employee?>

For example,

- Complete administration tasks on time
- Ensure office is clean and presentable at all times
- Deal with clients, suppliers and other employees professionally at all times

References

Career Harvest – Career Harvest is a one-stop shop for prospective students to discover rewarding careers. (n.d.). www.careerharvest.com.au. <https://www.careerharvest.com.au/>

Welcome to the Fair Work Ombudsman website. (n.d.). Fair Work Ombudsman. <https://www.fairwork.gov.au/tools-and-resources/templates>